

# On-board Processing for Compression and Clouds Classification

## FPGA or SW solution for on-board hi-performance hyperspectral data compression and cloud classification

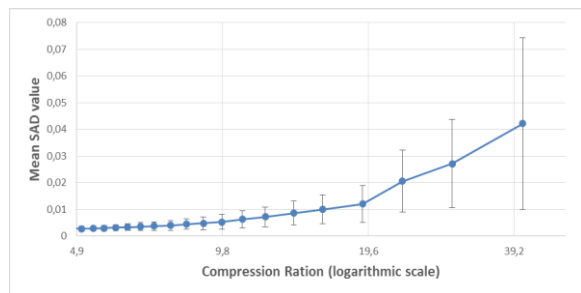
OP3C compression technique achieves **high compression ratios, low data distortion**, still keeping a **limited computation complexity** suitable to the on-board constraints.

**OP3C compressed data can be further processed in their compressed form.** This is a typical characteristic of the class of techniques known as compressed sensing.

The OP3C compression methodology is named **HUNPCA** (Hybrid Un-mixing Principal Component Analysis) and is based on a spectral un-mixing procedure and PCA combined with a coding algorithm. For this a European patent is granted to Planetek Hellas (EP3347852).

OP3C can consider the cloud coverage, both at pixel level and as overall coverage percentage, in order to dynamically adapt compression to image content.

The performances of the OP3C compressor have been demonstrated on two different sensors: AVIRIS (airborne) and Hyperion (spaceborne) on the standard dataset (Aaron et al. 2009) adopted by NASA and CCSDS for hyper-spectral compressor benchmarking.






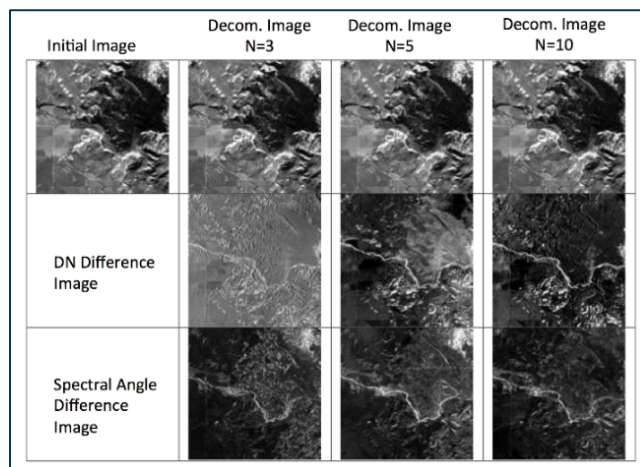
The HUNPCA compression algorithm has been evaluated in terms of data loss according to the similarity metric Spectral Angle Difference (SAD) and the Root Mean Square Error (RMSE). Its performance is compared with the CCSDS 121.0, 122.0 and 123.0 compressors.

Compressor	CR	Mean SAD	RMSE
CCSDS 121.0 (lossless)	1.58	N/A	N/A
CCSDS 122.0 (lossless)	1.47	N/A	N/A
CCSDS 122.0 (lossy)	3.1	0.09	18.342
CCSDS 123.0 (lossless)	2.51	N/A	N/A
HUNPCA (near lossless)	4.80 – 15.77	0.010 – 0.002	1.036 – 12.878

The OP3C system is able to **provide high compression ratios with minimal information losses** and also allows to further process images directly in their compressed domain.

#### HUNPCA applicable sensors:

- Hyperspectral sensors
- Imaging spectrometers
- Sounding (infrared) imaging sensors
- Thermal hyperspectral imagers



The figure shows the algorithm's capability to compress the image by removing either the sensor systematic noise or the random noise

#### MAIN FEATURES:

- achieves high compression ratios without significant information losses (estimated data volume reduction from 12 to 22 times)
- provides both near-lossless or lossy compression modes upon configuration
- performs de-noising of the hyper-spectral image bands
- adapts to sensor's characteristics: the greater the spectral resolution, the higher the compression ratio.
- detects clouds and adapts compression. By applying the compression algorithm only to the land/sea pixels, the algorithm achieves higher variance description with the same threshold. This feature allows the algorithm to achieve higher compression ratios with better information modeling.
- the algorithm allows data processing in their compressed form, i.e. other processes / workflows can be applied without decompressing the image (e.g. useful for on board classification)



For further information:  
<https://www.planetek.gr/projects/op3c>

Contacts:  
 bollanos@planetek.gr

